

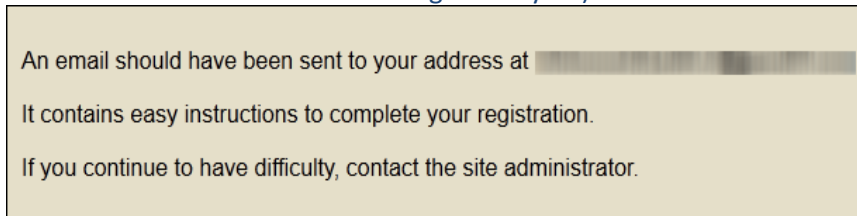
# Student Course Guide

## How to enroll in your course

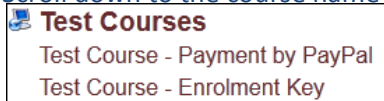
1. Go to: <http://courses.hackettpublishing.com>.
2. In the top-right corner of the page is a "Login" area. Click the "Create new account" link.



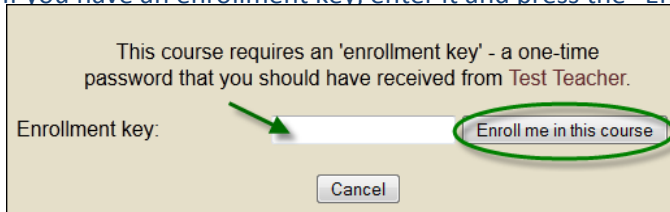
3. Follow the instructions to create a new account, with a username and password. (Choose a username that the teacher can recognize as you.)



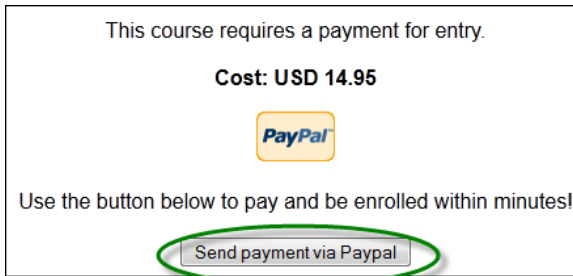
4. Return to <http://courses.hackettpublishing.com> and log in with your username and password.
5. Scroll down to the course name that your teacher gave you and click its link.



6. If you have an enrollment key, enter it and press the "Enroll me in this course" button.



7. If instead you are paying for the course, click the “Send payment via Paypal” button and follow the instructions.



8. Now you are enrolled in your course. All you will need to do to access your course from now on is log in and click your course’s name, which will be the only one that appears in your course list.

